



ⓕ **Pour l'hydroponie et la terre**  
ⓖⓔ **For hydroponics and soil**  
ⓓ **Für Hydroponik und Erde**  
ⓔ **Para hidroponia y tierra**

Ⓛ **Per idroponia e terra**  
Ⓟ **Para hidropónicos e solo**  
ⓃⓁ **Voor hydroponie en teelaarde**  
Ⓝ **For vannkultur og jord**

## FloraDuo is a Two-Part Nutrient (FloraDuo Grow and FloraDuo Bloom), to use together, but in different proportions and concentrations, depending on the life cycle of your plants.

**FloraDuo Grow** promotes growth and structural development, as well as extremely vigorous rooting. It prepares it for highly intensive flowering.

**FloraDuo Bloom** gives it all it needs for abundant flowering and fruiting. It helps to draw the best out of your plants genetics.

### FloraDuo is an exhaustive nutrient that also includes exclusive bio-activators.

#### As a general rule:

- **Suggested EC** : Cuttings : 0.4 - 0.6 - Seedlings : 1.2 - 1.5 - Growth, flowering & fruiting : 1.5 - 2.2.
- Adjust your water to a **pH** of 5.5 to 6.5. Check your pH level regularly. To stabilize your pH, use our liquid pH Down, as it contains organic buffers.
- FloraDuo Grow in 2 versions : for soft and hard waters.  
In a water containing 70 mg/L of calcium (Ca) or less, use FloraDuo Grow soft water.
- **Shake well before using** : FloraDuo is very concentrated. Very little is needed for your crop. To avoid precipitation while mixing your solution, pour each component separately in the water and rinse your measure between each serving.

#### \* For seeds (all substrates):

- As soon as the first roots appear, apply the dosage for «cuttings», in the application chart.
- As soon as growth resumes, apply the dosage for «vegetative».









#### For pure growth, and for mother plants:

- Apply the same dosage as for the first week of flowering (Grow 30/Bloom 10).


- **FLORAKLEEN** : eliminates accumulated salts in hydroponic systems, substrates and potting soils.
- **RIPEN** : 10 last days for faster flowering
- **BIO ROOTS** : Root activator
- **BIO PROTECT** : Immune system activator - (In foliar spray once a week)
- **BIO BLOOM** : Flowering activator
- **DIAMOND NECTAR** : Strengthens the root system - Improves the plant's general health
- **MINERAL MAGIC** : Increases the resistance to insects and disease. Stabilizes the pH


# FloraDuo


















## HYDRO, AERO, COCO

	1	2	3	4	5	6	7	8	9	10	...		
	18 H ☀			12 H ☀									
<b>ml/10 L</b>								-					
<b>FloraDuo Grow</b>	5	5	15		30	30	10		10	10	10		
<b>FloraDuo Bloom</b>	5	5	5		10	10	30		30	40	40		
<b>FloraKleen</b>				1,5 - 3 ml/L				1,5 - 3 ml/L				1,5 - 3 ml/L	3 ml/L
<b>Ripen</b>												60	
<b>Bio Roots</b>		2											
<b>Bio Protect</b>		5 ml/L		5 ml/L		5 ml/L							
<b>Bio Bloom</b>							2						
<b>Diamond Nectar</b>				20									
<b>Mineral Magic</b>			4 g		4 g				4 g				

\* = Changer l'eau - Change water - Wasserwechsel - Cambiar el agua - Cambiare l'acqua - Mudar de água - Water vervangen - Skift vannet

 Semaine - Week - Woche - Semana - Settimana - Semana - Week - Uke

 = 10 ml

	1	2	3	4	5	6	7	8	9	10	...	
												
	18 H 			12 H 								
<b>ml/10 L</b>							 - 					
<b>FloraDuo Grow</b>	*	2,5	2,5	7,5	15	15	5	5	5	5		
<b>FloraDuo Bloom</b>		2,5	2,5	2,5	5	5	15	15	20	20		
<b>FloraKleen</b>					1,5 - 3 ml/L	1,5 - 3 ml/L			1,5 - 3 ml/L			3 ml/L
<b>Ripen</b>											60	
<b>Bio Roots</b>		2										
<b>Bio Protect</b>		5 ml/L			5 ml/L			5 ml/L				
<b>Bio Bloom</b>					2							
<b>Diamond Nectar</b>			20									
<b>Mineral Magic</b>				4 g/L								